

Supercar

SC - 18

**Results of Semi-finals**
**Semi-final 1**




Pos. No.	Driver Competitor/Entrant	Nat.	Total Tm L / J	Gap	Lap0	Lap1 s1 s2	Lap 2 s1 s2	Lap3 s1 s2	Lap4 s1 s2	Lap 5 s1 s2	Lap 6 s1 s2	Cp.
1 3	Johan KRISTOFFERSSON PSRX Volkswagen Sweden Volkswagen Polo GTI	SWE	5:05.170 6 / 1		0:08.251	0:48.808 24.6   24.1	0:48.753 24.6   24.1	0:48.898 24.8   24.0	0:49.052 24.6   24.3	0:49.345 24.9   24.4	0:52.063 27.6   24.3	6
2 21	Timmy HANSEN Team Peugeot-Hansen Peugeot 208	SWE	5:08.966 6 / 1	0:03.796	0:08.617	0:52.913 28.2   24.6	0:48.928 24.6   24.2	0:49.649 24.7   24.9	0:49.397 24.9   24.4	0:49.789 25.0   24.6	0:49.673 25.0   24.5	5
3 96	Kevin ERIKSSON MJP Racing Team Austria Ford Fiesta	SWE	5:10.112 6 / 1	0:04.942	0:08.397	0:50.151 25.3   24.7	0:49.335 24.7   24.5	0:53.071 27.8   25.2	0:49.886 24.8   25.0	0:49.798 25.0   24.7	0:49.474 24.8   24.6	4
4 71	Kevin HANSEN Team Peugeot-Hansen Peugeot 208	SWE	5:11.097 6 / 1	0:05.927	0:08.731	0:53.798 28.6   25.1	0:49.709 24.6   25.0	0:50.002 24.9   25.0	0:49.854 24.9   24.8	0:49.709 24.9   24.7	0:49.294 24.9   24.3	3
5 6	Janis BAUMANIS Team Stard Ford Fiesta	LVA	5:14.737 6 / 1	0:09.567	0:08.557	0:50.962 25.8   25.1	0:50.100 25.0   25.0	0:49.541 24.9   24.6	0:50.173 25.2   24.9	0:54.885 28.2   26.6	0:50.519 25.3   25.1	2
6 1	Mattias EKSTRÖM EKS Audi S1	SWE	4:23.241 5 / 1	+1 LAP	0:09.282	0:51.096 26.2   24.8	0:52.328 27.3   24.9	0:49.977 25.0   24.9	0:49.921 24.9   24.9	0:50.637 25.1   25.4		1

**Semi-final 2**

Pos. No.	Driver Competitor/Entrant	Nat.	Total Tm L / J	Gap	Lap0	Lap1 s1 s2	Lap 2 s1 s2	Lap3 s1 s2	Lap4 s1 s2	Lap5 s1 s2	Lap6 s1 s2	Cp.
1 11	Petter SOLBERG PSRX Volkswagen Sweden Volkswagen Polo GTI	NOR	5:02.028 6 / 1		0:08.208	0:48.698 24.8   23.8	0:48.133 24.3   23.7	0:48.284 24.2   23.9	0:51.144 26.8   24.2	0:48.550 24.4   24.1	0:49.011 24.6   24.3	6
2 57	Toomas HEIKKINEN EKS Audi S1	FIN	5:08.441 6 / 1	0:06.413	0:08.268	0:50.063 25.5   24.5	0:49.173 24.7   24.4	0:49.403 25.0   24.3	0:53.182 27.8   25.3	0:49.097 24.8   24.2	0:49.255 24.9   24.3	5
3 9	Sébastien LOEB Team Peugeot-Hansen Peugeot 208	FRA	5:09.081 6 / 1	0:07.053	0:08.326	0:51.033 26.5   24.5	0:49.454 25.1   24.3	0:51.411 27.1   24.2	0:50.135 24.9   25.2	0:49.633 25.0   24.5	0:49.089 24.5   24.5	4
4 43	Ken BLOCK Hoonigan Racing Division Ford Focus RS	USA	5:15.239 6 / 1	0:13.211	0:08.439	0:53.627 28.8   24.7	0:51.042 25.1   25.9	0:50.191 25.3   24.8	0:50.434 24.8   25.5	0:50.888 26.0   24.8	0:50.618 26.1   24.5	3
5 44	Timo SCHEIDER MJP Racing Team Austria Ford Fiesta	DEU	5:15.933 6 / 1	0:13.905	0:08.665	0:54.978 29.5   25.4	0:50.913 24.8   26.0	0:50.181 25.1   25.0	0:50.034 25.0   24.9	0:50.879 25.4   25.4	0:50.283 25.7   24.5	2
6 7	Timur TIMERZYANOV Team Stard Ford Fiesta	RUS	5:25.315 6 / 1	0:23.287	0:08.541	0:52.096 27.0   25.0	0:49.614 25.0   24.5	0:52.192 27.4   24.7	0:49.481 24.6   24.8	0:50.983 24.7   26.2	1:02.408 29.8   32.5	1

These results are provisional until the conclusion of any judicial and technical inquiries.

Trois-Rivières (1370m/1455m)

Published at...	Clerk of the Course Jacques VEILLEUX 	Timekeeper Peter MAJOSHAZI 	
-----------------	---	---	---